

**TECHNICAL MANUAL**

**ORGANIZATIONAL MAINTENANCE  
REPAIR PARTS AND SPECIAL TOOLS LIST  
FOR**

**SPECIAL OPERATIONS RADIO ANTENNA KIT (SORAK)  
ANTENNA GROUP  
OE-452/PRC  
(NSN 5985-01-279-7942) (EIC: N/A)**

Distribution authorized to the Department of Defense and DOD contractors only for official use or for administrative or operational purposes. This determination was made on 1 October 1991. Other requests for this document will be referred to Commander, US Army Communications-Electronics Command and Fort Monmouth, ATTN: AMSEL-LC-LM-LT, Fort Monmouth, New Jersey 07703-5007.

**DESTRUCTION NOTICE-** Destroy by any method that will prevent disclosure of contents or reconstruction of the document

---

**HEADQUARTERS, DEPARTMENT OF THE ARMY**

**15 JANUARY 1992**

**Organizational Maintenance  
Repair Parts and Special Tools List  
For  
SPECIAL OPERATIONS RADIO ANTENNA KIT (SORAK)  
ANTENNA GROUP  
OE-452/PRC  
(NSN 5985-01-279-7942) (EIC: N/A)  
Current as of 15 January 1992**

**REPORTING ERRORS AND RECOMMENDING IMPROVEMENTS**

You can help improve this manual. If you find any mistakes, or if you know of a way to improve the procedures, please let us know. Mail your letter, DA Form 2028 (Recommended Changes to Publications and Blank Forms) or DA Form 2028-2 located in back of this manual direct to: Command US Army Communications Electronics Command and Fort Monmouth, ATTN: AMSEL-LC-LM-LT, Fort Monmouth, New Jersey 07703-5007.

In either case a reply will be furnished direct to you.

**TABLE OF CONTENTS**

		Page	Illus/ Figure
Section	I	INTRODUCTION .....	1
Section	II	REPAIR PARTS LIST .....	1-1
Group	00	OE-452/PRC Antenna Group .....	1-1 1
	01	Antenna System Test Set .....	2-1 2
	02	Mast/Guy Assembly 22 FT.....	3-1 3
	0201	Antenna Mast Assembly 22 FT.....	4-1 4
	03	Antenna Assembly .....	5-1 5
	0301	Anchor/Ground Rod Assembly .....	6-1 6
	04	Mast/Guy Assembly 6 FT.....	7-1 7
	0401	Antenna Mast Assembly 6 FT .....	8-1 8
Section	III	SPECIAL TOOLS LIST (Not applicable)	
Section	IV	CROSS-REFERENCE INDEXES	
		National Stock Number Index.....	I-1
		Part Number Index .....	I-2
		Figure and Item Number Index.....	I-5

**CHAPTER1  
INTRODUCTION**

**1. SCOPE**

This manual lists and authorizes spares and repair parts; special tools; special test, measurement, and diagnostic equipment (TMDE); and other special support equipment required for the performance of organizational maintenance of Antenna Group OE-452/PRC. It authorizes the requisitioning, issue, and disposition of spares, maintenance, and recoverability (SMR) codes.

**2. GENERAL**

This Repair Parts and Special Tools List is divided into the following sections:

*a. Section II. Repair Parts List.* A list of spares and repair parts authorized by this RPSTL for use in the performance of maintenance. This list also includes parts which must be removed for replacement of the authorized parts. Parts lists are composed of functional groups in ascending item number sequence, with the parts in each group listed in ascending item number sequence. Figure numbers are listed directly beneath the group header. Bulk materials are listed in item name sequence. Repair part kits are listed separately in their own functional group within Section II. Repair parts for repairable special tools are also listed in this section. Items listed are shown on the associated illustration.

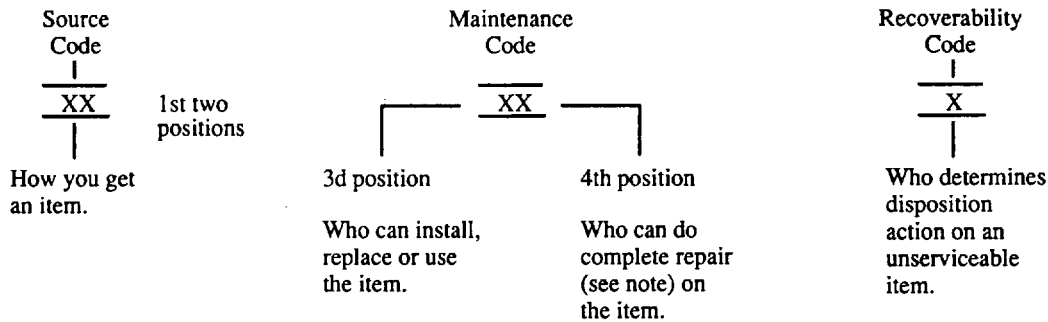
*b. Section III. Special Tools List.* Not applicable.

*c. Section IV Cross-Reference Indexes.* A list, in National item identification number (NIIN) sequence, of all National stock numbered items appearing in the listing, followed by a list in alphabetic sequence of all part numbers appearing in the listings. National stock numbers and part numbers are cross-referenced to each illustration figure and item number appearance. The figure number and item number index lists figure and item numbers in numeric sequence and cross-references National stock number, Commercial and Government Entity Code, and part numbers.

**3. EXPLANATION OF COLUMNS (Section II and III)**

*a. Item No. (Column (1)).* Indicates the number used to identify items called out in the illustrations.

*b. SMR Code (Column (2)).* The source, maintenance, and recoverability (SMR) code is a five-position code containing supply/requisitioning information, maintenance category authorization criteria and disposition instruction, as shown in the following breakout:



**NOTE**

**Complete repair: Maintenance capacity, capability, and authority to perform all corrective maintenance tasks of the "repair" function in a use/user environment in order to restore serviceability to a failed item.**

(1) *Source code.* The source code tells you how to get an item needed for maintenance, repair or overhaul of an end item/equipment. Explanations of source codes follows:

**Code**

**Explanation**

PA  
PB  
PC  
PD  
PE  
PF  
PG

Stocked items: use the applicable NSN to request/requisition items with these source codes. They are authorized to the category indicated by the code entered in the third position of the SMR code.

**NOTE**

**Items coded PC are subject to deterioration.**

KD  
KF  
KB

Items with these codes are not to be requested/requisitioned individually. They are pan of a kit which is authorized to the maintenance category indicated in the third position of the SMR code. The complete kit must be requisitioned and applied.

MO - Made at org/AVUM category  
MF - Made at DS/AVIM category  
MH - Made at GS category  
ML - Made at Specialized Repair Activity (SRA)  
MD - Made at Depot

Items with these codes are not to be requested/requisitioned individually. They must be made from bulk material which is identified by the pa number in the description and usable on code (UOC) column and listed in the Bulk Material group of repair parts list. If the item is authorized to you by the third position code of the SMR code, but the source code indicates it is made at a higher category, order the item from the higher category of maintenance.

AO - Assembled by org/AVUM category  
AF - Assembled by DS/AVIM category  
AH - Assembled by GS category  
AL - Assembled by SRA  
AD - Assembled by Depot

Items with these codes are not to be requested/requisitioned individually. The parts that make up the assembled item must be requisitioned or fabricated and assembled at the category of maintenance indicated by the source code. If the third position code of the SMR code authorizes you to replace the item, but the source code indicates the item is assembled at a higher category, order the item from the higher category of maintenance.

**Code**

**Explanation**

- XA - Do not requisition an "X'IA" coded item. Order its next higher assembly.
- XB - If an 'X" item is not available from salvage, order it using the CAGEC and pan number given.
- XC - Installation drawing, diagram, instruction sheet, field service drawing, that is identified by manufacturer's part number.
- XD - Item is not stoked. Order an XD" coded item through normal supply channels using the CAGEC and part number given, if no NSN is available.

**NOTE**

**Cannibalization or controlled exchange, when authorized, may be used as a source of supply for items with the above source codes, except for those source coded "XA" or those aircraft support items restricted by requirements of AR 750-1.**

(2) *Maintenance code.* Maintenance codes tell you the category of maintenance authorized to USE and REPAIR support items. The maintenance codes are entered in the third and fourth positions of the SMR code as follows:

(a) The maintenance code entered in the third position tells you the lowest maintenance category authorized to remove, replace, and use an item. The maintenance code entered in the third position will indicate authorization to one of the following categories of maintenance.

<b>Code</b>	<b>Application Explanation</b>
C -	Crew or operator maintenance done within organization or aviation maintenance.
O -	Organizational or aviation unit category can remove, replace, and use the item.
F -	Direct support or aviation intermediate category can remove, replace, and use the item.
H -	General support category can remove, replace, and use the item.
L -	Specialized repair activity can remove, replace, and use the item.
D -	Depot category can remove, replace, and use the item.

(b) The maintenance code entered in the fourth position tells whether or not the item is to be repaired and identifies the lowest maintenance category with the capability to do complete repair (i.e., perform all authorized repair functions). This position will contain one of the following maintenance codes.

**NOTE**

**Some limited repair may be done on the item at a lower category of maintenance, if authorized by the Maintenance Allocation Chart (MAC) and SMR codes.**

<b>Code</b>	<b>Explanation</b>
O -	Organizational or aviation unit is the lowest category that can do complete repair of the item.
F -	Direct support or aviation intermediate is the lowest category that can do complete repair of the item.
H -	General support is the lowest category that can do complete repair of the item.
L -	Specialized repair activity (designate the specialized repair activity) is the lowest category that can do complete repair of the item.
D -	Depot is the lowest category that can do complete repair of the item.
Z -	Nonreparable. No repair is authorized.
B -	No repair authorized. (No parts or special tools assigned for the maintenance of a "B" coded item.) However, the item may be reconditioned by adjusting, lubricating, etc., at the user category.

(3) *Recoverability code.* Recoverability codes are assigned to items to indicate the disposition action on unserviceable items. The recoverability code is entered in the fifth position of the SMR code as follows:

<b>Recoverability Code</b>	<b>Application/Explanation</b>
Z -	Nonreparable item. When unserviceable, condemn and dispose of the item at the category of maintenance shown in the third position of SMR code.
O -	Reparable item. When uneconomically repairable, condemn and dispose of the item at organizational or aviation unit category.

**Recoverability  
Code**

**Application/Explanation**

- F - Repairable item. When uneconomically repairable, condemn and dispose of the item at direct support or aviation intermediate category.
- H - Repairable item. When uneconomically repairable, condemn and dispose of the item at general support category.
- D - Repairable item. When beyond lower category repair capability, return to depot. Condemnation and disposal of item not authorized below depot category.
- L - Repairable item. Condemnation and disposal not authorized below specialized repair activity (RA).
- A - Item requires special handling or condemnation procedures because of specific reasons (e.g, precious metal content, high dollar value, critical material, or hazardous material. Refer to appropriate manuals/directives for specific instructions.

c. *CAGEC (Column (3))*. The Commercial and Government Entity Code (CAGEC) is a 5-digit numeric code which is used to identify the manufacturer, distributor, or Government agency, etc., that supplies the item.

d. *Part Number (Column (4))*. Indicates the primary number used by the manufacturer (individual, company, firm, corporation, or Government activity), which controls the design and characteristics of the item by means of its engineering drawings, specifications, standards, and inspection requirements to identify an item or range of items.

**NOTE**

**When you use an NSN to requisition an item, the item you receive may have a different part number from the part ordered.**

e. *Description and Usable on Code (UOC) (Column (5))*. This column includes the following information.

- (1) The Federal item name and, when required, a minimum description to identify the item.
- (2) The physical security classification of the item is indicated by the parenthetical entry(Phy Sec C (C)-Confidential, Phy Sec C1 (S) - Secret, Phy Sec C1 (T) - Top Secret).
- (3) Items that are included in kits and sets are listed below the name of the kit or set.
- (4) Spare/repair parts that make up an assembled item are listed immediately following the assembled item line entry.
- (5) Part numbers for bulk materials are referenced in this column in the line entry for the item to be manufactured/ fabricated.
- (6) When the item is not used with all serial numbers of the same model, the effective serial numbers are shown on the last line of the description (before UOC).
- (7) Usable on code, when applicable (para 5).
- (8) (Not applicable)
- (9) The statement "END OF FIGURE" appears just below the last item description in Column ( ) for a given figure in both section II and section III.

f. *Qty(Column (6))*. Indicates the quantity of the item used in the breakout shown on the illustration figure, which is prepared for a functional group, subfunctional group, or an assembly. A "V" appearing in this column in lieu of a quantity indicates that the quantity is variable and the quantity may vary from application to application.

#### 4. EXPLANATION OF COLUMNS (Section IV)

##### a. National Stock Number (NSN) Index.

(1) *Stock number column.* This column lists the NSN by National item identification number (NIIN) sequence. The NIIN consists of the last nine digits of the NSN. When using this column to locate an item, ignore the first four digits of the NSN. When requisitioning items use the complete NSN (13 digits) sequence. The NIIN consists of the last nine digits of the NSN. When using this column to locate an item, ignore the first four digits of the NSN. When requisitioning items use the complete NSN (13 digits).

(2) *Fig. column.* This column lists the number of the figure where the item is identified/located. The illustrations are in numerical sequence in sections II and III.

(3) *Item column.* The item number identifies the item associated with the figure listed in the adjacent Fig. column. This item is also identified by the NSN listed on the same line.

##### b. Part Number Index. Part numbers in this index are listed by part number in ascending alphanumeric sequence.

(1) *CAGEC column.* This column lists the Commercial and Government Entity Code (CAGEC).

(2) *Part number column.* This column indicates the part number assigned to the item.

(3) *Stock number column.* This column lists the National stock number for the associated part number and manufacturer identified in the part number and CAGEC columns to the left.

(4) *Fig. column.* This column lists the number of the figure where the item is identified/located in sections II and III.

(5) *Item column.* The item number is that number assigned to the item it appears in the figure referenced in the adjacent figure number column.

##### c. Figure and Number Index.

(1) *Fig. column.* This column lists the number of the figure where the item is identified/located in sections II and III.

(2) *Item column.* The item number is that number assigned to the item as it appears in the figure referenced in the adjacent figure number column.

(3) *Stock number column.* This column lists the National stock number from the item.

(4) *CAGEC column.* The Commercial and Government Entity Code (CAGEC) is a 5-digit numeric code used to identify the manufacturer, distributor, or Government agency, etc., that supplies the item.

(5) *Part number column.* Indicates the primary number used by the manufacturer (individual, firm, corporation, or Government activity), which controls the design and characteristics of the item by means of its engineering drawings, specifications, standards, and inspection requirements to identify an item or range of items.

#### 5. SPECIAL INFORMATION

a. *Associated Publications.* The publications listed below pertain to Antenna Group OE-452/PRC and its components:

TM 11-5985-391-12

Special Operations Radio Antenna Kit (SORAK) Antenna Group OE-452/PRC

b. *National Stock Numbers.* National stock numbers (NSN's) that are missing from P source coded items have been applied for and will be added to this TM by future change/revision when they are entered in the Army Master Data File (AMDF). Until the NSN's are established and published, submit exception requisitions to: Commander, US Army Communications-Electronics Command and Fort Monmouth, ATN: AMSEL-LC-MM, Fort Monmouth, NJ 07703-5007 for the part required to support your equipment.

## 6. HOW TO LOCATE REPAIR PARTS

a. *When National stock number or part number is not known.*

(1) *First.* Using the table of contents, determine the assembly group or subassembly group to which the item belongs. This is necessary since figures are prepared for assembly groups and subassembly groups, and listings are divided into the same groups.

(2) *Second.* Find the figure covering the assembly group or subassembly group to which the item belongs.

(3) *Third.* Identify the item on the figure and note the item number

(4) *Fourth.* Refer to the Repair Parts Lists for the figure to find the part number for the item number noted on the figure.

(5) *Fifth.* Refer to the Pan Number Index to find the NSN, if assigned.

b. *When national stock number or part number is known.*

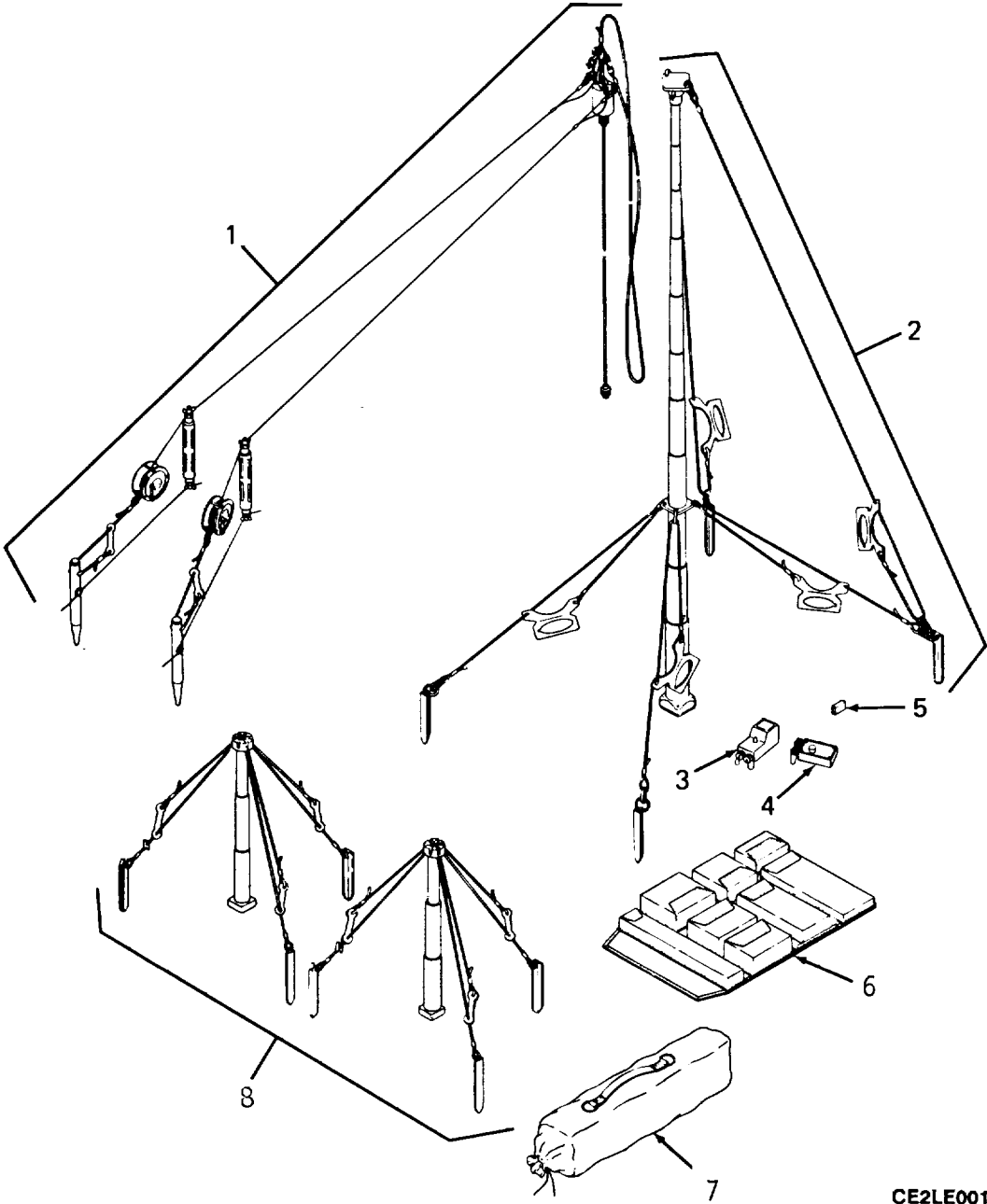
(1) *First.* Using the index of National stock number and part number, find the pertinent National stock number or part number. The NSN index is in Nation item identification number (NIIN) sequence (para 4a (1)). The part numbers in the part number index are listed in ascending alphameric sequence (para 4b). Both indexes cross-reference you to the illustration figure and item number of the item you are looking for.

(1) *Second.* After finding the figure and item number, verify that the item is the one you're looking for then locate the item number in the repair parts list for the figure.

## 7. ABBREVIATIONS

Not applicable.





CE2LE001

Figure 1. Antenna Group OE-452/PRC

SECTION II					
(1)	(2)	(3)	(4)	(5)	(6)
ITEM	SMR		PART		
NO	CODE	CAGEC	NUMBER	DESCRIPTION AND USABLE ON CODES (UOC)	QTY
				GROUP 00 ANTENNA GROUP OE-452/PRC	
				FIGURE 1	
1	XBOOO	1L397	D8053	ANTENNA ASSEMBLY.....	1
2	PAOOO	1L397	D8052	MAST 22 FT .....	1
3	PAOZZ	80058	TS-4350/PRC	TEST SET,RADIO FREQ.....	1
4	PAOZZ	80058	TS-4351/PRC	TEST SET,ANTENNA SY .....	1
5	PCOZZ	90303	MN1604	BATTERY, NONRECHARG.....	1
6	PAOZZ	1L397	D8020	BAG,TEXTILE .....	1
7	PAOZZ	1L397	D8038	BAG,TEXTILE .....	1
8	PAOOO	1L397	D8056	MAST SYSTEM 6 FT .....	1

END OF FIGURE

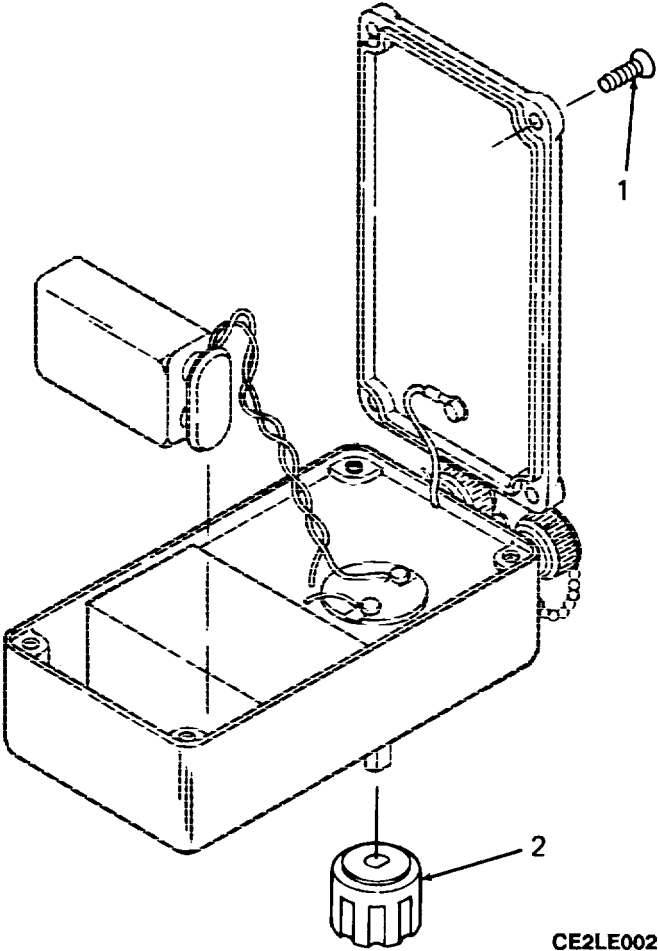
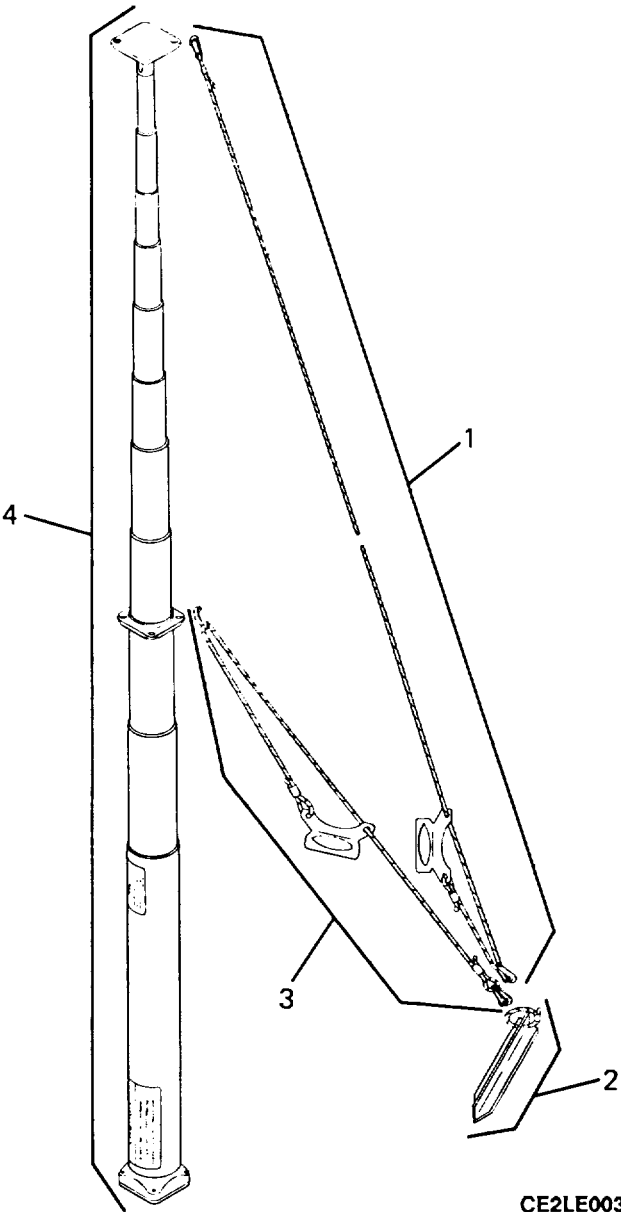


Figure 2. Antenna System Test Set Assembly

SECTION II					
(1)	(2)	(3)	(4)	(5)	(6)
ITEM	SMR		PART		
NO	CODE	CAGEC	NUMBER	DESCRIPTION AND USABLE ON CODES (UOC)	QTY
				GROUP 01 ANTENNA SYSTEM TEST SET	
				FIGURE 2	
1	PAOZZ	1L397	C8079	SCREW,MACHINE .....	4
2	PAOZZ	1L397	C8116	KNOB .....	1

END OF FIGURE

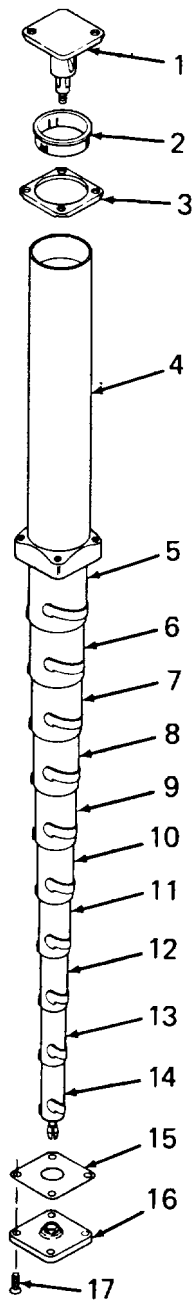


CE2LE003

Figure 3. 22 Foot Antenna Mast/Guy Assembly

(1) ITEM NO	(2) SMR CODE	(3) CAGEC	(4) PART NUMBER	(5) DESCRIPTION AND USABLE ON CODES (UOC)	(6) QTY
SECTION II					
GROUP 02 MAST/GUY ASSEMBLY ANTENNA 22 FT					
FIGURE 3					
1	PAOZZ	1L397	D8021-2	GUY 32 FT .....	3
2	PAOZZ	1L397	8031	STAKE,GUY .....	5
3	PAOZZ	1L397	D8021-1	GUY 21 FT .....	5
4	PAOOO	1L397	D8025	MAST 22 FT .....	1

END OF FIGURE



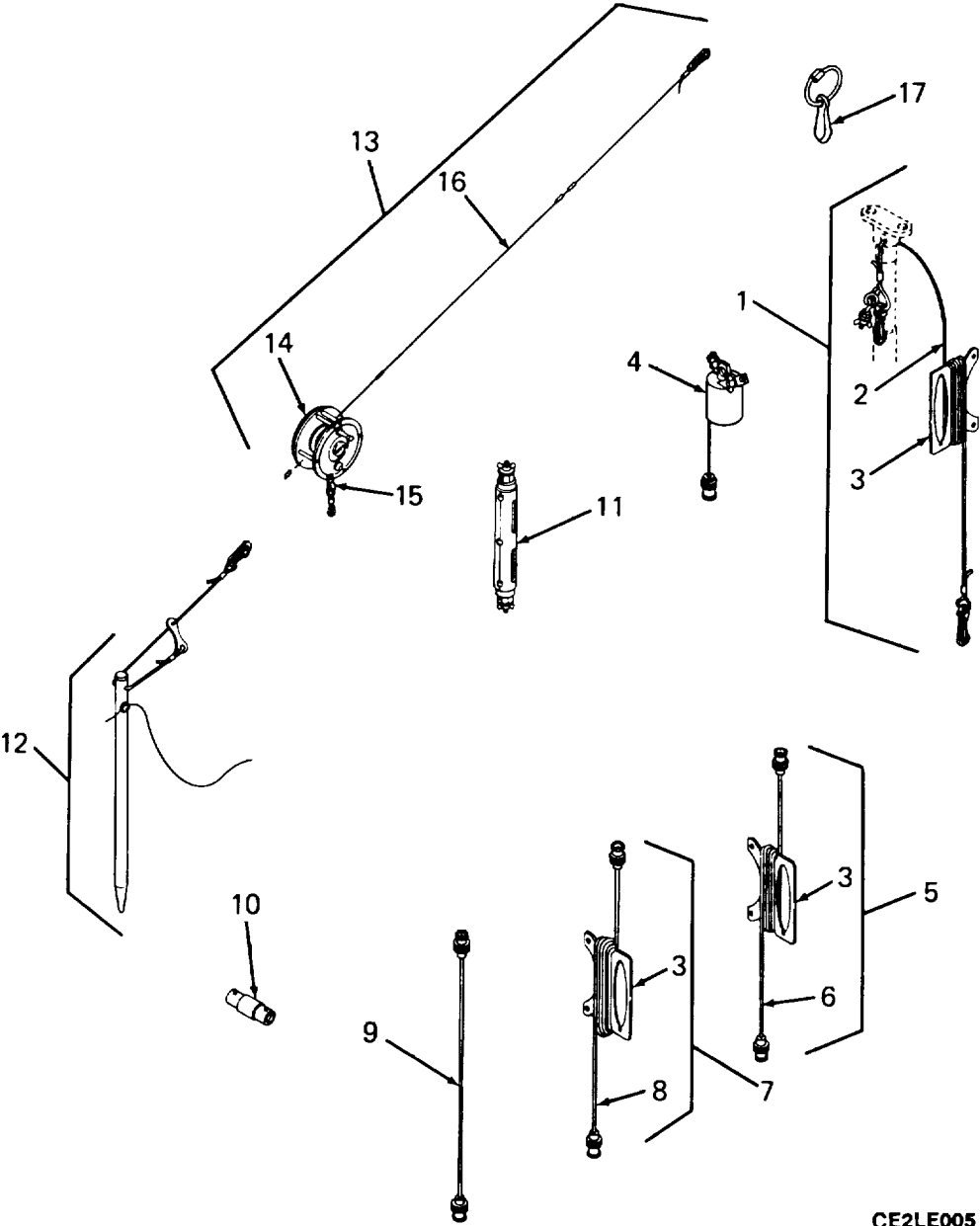
CE2LE004

Figure 4. 22 Foot Antenna Mast Assembly

(1) ITEM NO	(2) SMR CODE	(3) CAGEC	(4) PART NUMBER	(5) DESCRIPTION AND USABLE ON CODES (UOC)	(6) QTY
GROUP 0201 MAST ASSEMBLY ANTENNA 22 FT					
FIGURE 4					
1	PAOZZ	1L397	D8100	MAST SECTION 22 F T.....	1
2	PAOZZ	1L397	D8111	RETAINER, ATTACHMENT .....	1
3	PAOZZ	1L397	D8092	SEAL RING,METAL .....	1
4	PAOZZ	1L397	D8089	MAST SECTION OUTER 1 .....	1
5	PAOZZ	1L397	8090-2	MAST SECTION MIDDLE #2.....	1
6	PAOZZ	1L397	8109	MAST SECTION GUY RING .....	1
7	PAOZZ	1L397	D8090-4	MAST SECTION MIDDLE #4.....	1
8	PAOZZ	1L397	D8090-5	MAST SECTION MIDDLE #5.....	1
9	PAOZZ	1L397	D8090-6	MAST SECTION MIDDLE # 6.....	1
10	PAOZZ	1L397	D8090-7	MAST SECTION MIDDLE #7.....	1
11	PAOZZ	1L397	D8090-8	MAST SECTION MIDDLE #8.....	1
12	PAOZZ	1L397	D8090-9	MAST SECTION MIDDLE #9.....	1
13	PAOZZ	1L397	D8090-10	MAST SECTION .....	1
14	PAOZZ	1L397	D8091	MAST SECTION INNER #11 .....	1
15	PAOZZ	1L397	C8088	GASKET 22 FT .....	1
16	PAOZZ	1L397	D8097	BASE ANTENNA SUPPOR 22 FT .....	1
17	PAOZZ	1L397	C8104	SCREW,MACHINE .....	4

END OF FIGURE



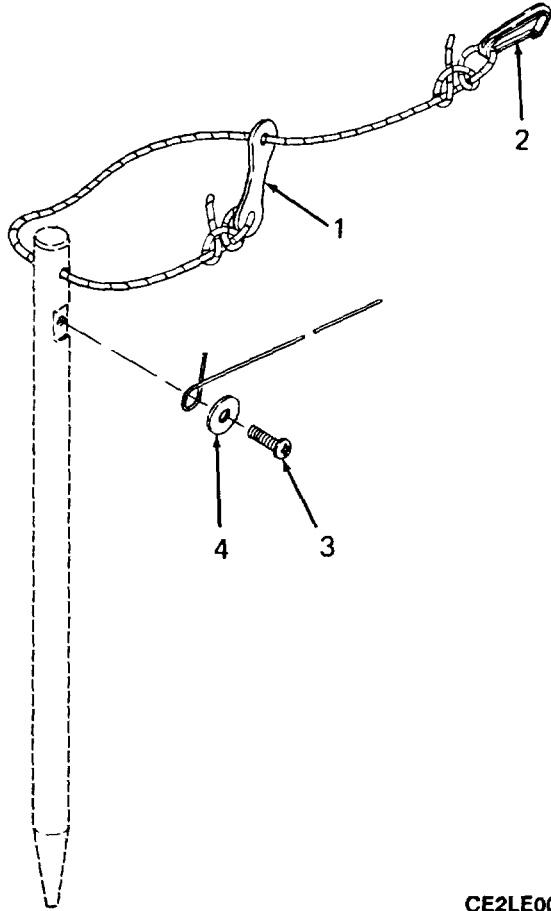


CE2LE005

Figure 5. Antenna Assembly

SECTION II				(5)	(6)
(1)	(2)	(3)	(4)		
ITEM	SMR		PART	DESCRIPTION AND USABLE ON CODES (UOC)	QTY
NO	CODE	CAGEC	NUMBER		
GROUP 03 ANTENNA ASSEMBLY					
FIGURE 5					
1	PAOZZ	1L397	D8024	FIBER ROPE ASSEMBLY .....	1
2	XBOZZ	80063	A3158039	ROPE,HALYARD .....	1
3	XBOZZ	80063	A3158069	SPOOL,ROPE .....	1
4	PAOZZ	1L397	D8016	COUPLER, TRANSMISSIO .....	1
5	PAOZZ	1L397	D8063-1	CABLE ASSEMBLY,SPEC.....	2
6	XBOZZ	1L397	D8041-2	CABLE ASSEMBLY 25 FT.....	1
7	PAOZZ	1L397	D8063-2	CABLE ASSEMBLY,SPEC.....	1
8	XBOZZ	80063	A3158035-3	CABLE ASSY,40 FT.....	1
9	PAOZZ	1L397	D8041-1	CABLE ASSEMBLY,SPEC.....	2
10	PAOZZ	81349	M55339/16-00914	ADAPTER,CONNECTOR .....	1
11	PAOZZ	1L397	D8005	ABSORBER .....	2
12	PAOZZ	1L397	D8010	ANCHOR,GUY .....	2
13	PAOZZ	1L397	D8013	ANTENNA WIRE.....	2
14	XBOZZ	80063	A3158038	REELING MACH ASSY .....	1
15	XBOZZ	80063	A3158051	CLAMP,FIXED DIA .....	1
16	XBOZZ	80063	A3158037	WIRE ASSY, ANTENNA .....	1
17	PAOZZ	1L397	D8118	WEIGHT,BALANCE .....	2

END OF FIGURE



CE2LE006

Figure 6. Anchor/Ground Rod Assembly

SECTION II					
(1)	(2)	(3)	(4)	(5)	(6)
ITEM	SMR		PART	DESCRIPTION AND USABLE ON CODES (UOC)	QTY
NO	CODE	CAGEC	NUMBER		
				GROUP 0301 ANCHOR/GROUND ROD ASSEMBLY	
				FIGURE 6	
1	XBOZZ	80063	A3158064	BLOCK, TENSIONING.....	1
2	XBOZZ	1ES60	106-3000-5614	SNAPHOOK ,WINGLESS.....	1
3	PAOZZ	96906	MS51958-64B	SCREW, MACHINE .....	1
4	XBOZZ	96906	AN960-XC10	WASHER,FLAT.....	1

END OF FIGURE

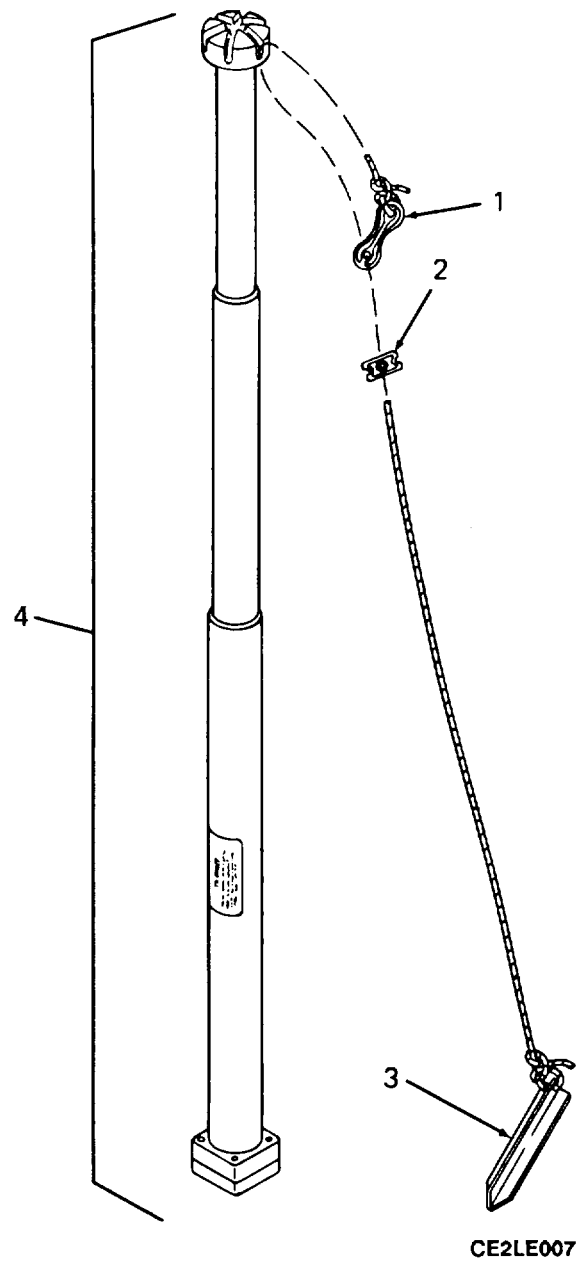


Figure 7. 6 Foot Antenna Mast/Guy System

(1) ITEM NO	(2) SMR CODE	(3) CAGEC	(4) PART NUMBER	(5) DESCRIPTION AND USABLE ON CODES (UOC)	(6) QTY
SECTION II					
GROUP 04 MAST/GUY SYSTEM ANTENNA 6 FT					
FIGURE 7					
1	PAOZZ	1L397	C8030	BLOCK,TENSIONING.....	3
2	XBOZZ	1L397	C8003	RETAINER,ROPE.....	1
3	XBOZZ	1L397	D8032-2	STAKE,GUY.....	1
4	PAOOO	1L397	D8028	MAST SECTION 6 FT.....	1

END OF FIGURE

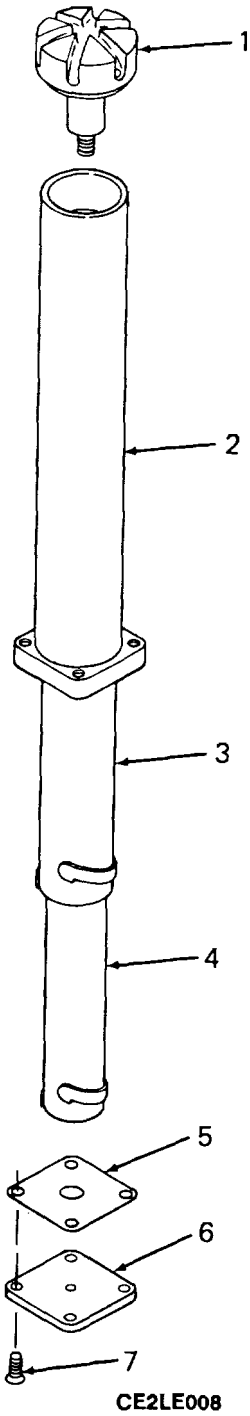


Figure 8. 6 Foot Antenna Mast Assembly

(1) ITEM NO	(2) SMR CODE	(3) CAGEC	(4) PART NUMBER	(5) DESCRIPTION AND USABLE ON CODES (UOC)	(6) QTY
GROUP 0401 ANTENNA MAST ASSEMBLY					
FIGURE 8					
1	PAOZZ	1L397	D8099	MAST SECTION 6 FT.....	1
2	PAOZZ	1L397	D8073	MAST SECTION 6 FT.....	1
3	PAOZZ	1L397	D8074	MAST SECTION 6 FT.....	1
4	PAOZZ	1L397	D8075	MAST SECTION 6 FT.....	1
5	PAOZZ	1L397	C8108	GASKET 6 FT.....	1
6	PAOZZ	1L397	D8082	BASE,ANTENNA 6 FT.....	1
7	PAOZZ	1L397	C8014	SCREW,MACHINE.....	4

END OF FIGURE



## CROSS- REFERENCE-INDEXES

NATIONAL STOCK NUMBER INDEX			NATIONAL STOCK NUMBER INDEX		
STOCK NUMBER	FIG.	ITEM	STOCK NUMBER	FIG.	ITEM
5305-00-433-3740	C-6	3			
6135-00-900-2139	C-1	5			
5935-01-037-3476	C-5	10			
6625-01-323-6267	C-1	3			
6625-01-324-9273	C-1	4			
5985-01-345-1208	C-4	1			
5985-01-345-1209	C-4	14			
5985-01-345-1211	C-7	4			
5985-01-345-1212	C-8	1			
5985-01-345-1213	C-8	4			
5985-01-345-1214	C-8	3			
5985-01-345-1215	C-8	2			
5985-01-345-2898	C-3	4			
5985-01-345-2899	C-4	7			
5985-01-345-2900	C-4	8			
5985-01-345-2901	C-4	9			
5985-01-345-2902	C-4	10			
5985-01-345-2903	C-4	11			
5985-01-345-2904	C-4	12			
5985-01-345-2905	C-4	13			
5985-01-345-2906	C-5	11			
5985-01-345-2907	C-5	4			
5985-01-345-2990	C-8	6			
5985-01-345-2991	C-4	16			
5985-01-345-3017	C-4	4			
5985-01-345-3018	C-4	5			
5985-01-345-3019	C-4	6			
4010-01-345-3670	C-5	12			
4020-01-345-3671	C-5	1			
5985-01-345-4277	C-1	8			
5330-01-345-4576	C-4	15			
4030-01-345-4636	C-4	2			
4030-01-345-4658	C-3	2			
5340-01-345-4691	C-7	1			
5330-01-345-4715	C-8	5			
5330-01-345-4720	C-4	3			
5305-01-346-0348	C-8	7			
5985-01-346-0698	C-1	2			
8105-01-346-3088	C-1	7			

## CROSS-REFERENCE INDEXES

## PART NUMBER INDEX

CAGEC	PART NUMBER	STOCK NUMBER	FIG.	ITEM
96906	AN960-XC10		C-6	4
80063	A3158035-3		C-5	8
80063	A3158037		C-5	16
80063	A3158038		C-5	14
80063	A3158039		C-5	2
80063	A3158051		C-5	15
80063	A3158064		C-6	1
80063	A3158069		C-5	3
1L397	C8003		C-7	2
1L397	C8014	5305-01-346-0348	C-8	7
1L397	C8030	5340-01-345-4691	C-7	1
1L397	C8079		C-2	1
1L397	C8088	5330-01-345-4576	C-4	15
1L397	C8104		C-4	17
1L397	C8108	5330-01-345-4715	C-8	5
1L397	C8116		C-2	2
1L397	D8005	5985-01-345-2906	C-5	11
1L397	D8010	4010-01-345-3670	C-5	12
1L397	D8013		C-5	13
1L397	D8016	5985-01-345-2907	C-5	4
1L397	D8020		C-1	6
1L397	D8021-1		C-3	3
1L397	D8021-2		C-3	1
1L397	D8024	4020-01-345-3671	C-5	1
1L397	D8025	5985-01-345-2898	C-3	4
1L397	D8028	5985-01-345-1211	C-7	4
1L397	D8032-2		C-7	3
1L397	D8038	8105-01-346-3088	C-1	7
1L397	D8041-1		C-5	9
1L397	D8041-2		C-5	6
1L397	D8052	5985-01-346-0698	C-1	2
1L397	D8053		C-1	1
1L397	D8056	5985-01-345-4277	C-1	8
1L397	D8063-1		C-5	5
1L397	D8063-2		C-5	7
1L397	D8073	5985-01-345-1215	C-8	2
1L397	D8074	5985-01-345-1214	C-8	3
1L397	D8075	5985-01-345-1213	C-8	4
1L397	D8082	5985-01-345-2990	C-8	6
1L397	D8089	5985-01-345-3017	C-4	4
1L397	D8090-10	5985-01-345-2905	C-4	13
1L397	D8090-4	5985-01-345-2899	C-4	7
1L397	D8090-5	5985-01-345-2900	C-4	8
1L397	D8090-6	5985-01-345-2901	C-4	9
1L397	D8090-7	5985-01-345-2902	C-4	10
1L397	D8090-8	5985-01-345-2903	C-4	11
1L397	D8090-9	5985-01-345-2904	C-4	12
1L397	D8091	5985-01-345-L209	C-4	14
1L397	D8092	5330-01-345-4720	C-4	3
1L397	D8097	5985-01-345-2991	C-4	16
1L397	D8099	5985-01-345-1212	C-8	1

## CROSS-REFERENCE INDEXES

## PART NUMBER INDEX

CAGEC	PART NUMBER	STOCK NUMBER	FIG.	ITEM
1L397	D8100	5985-01-345-1208	C-4	1
1L397	D8111	4030-01-345-4636	C-4	2
1L397	D8118		C-5	17
90303	MN1604	6135-00-900-2139	C-1	5
96906	MS51958-64B	5305-00-433-3740	C-6	3
81349	M55339/16-00914	5935-01-037-3476	C-5	10
80058	TS-4350/PRC	6625-01-323-6267	C-1	3
80058	TS-4351/PRC	6625-01-324-9273	C-1	4
1ES60	106-3000-5614		C-6	2
1L397	8031	4030-01-345-4658	C-3	2
1L397	8090-2	5985-01-345-3018	C-4	5
1L397	8109	5985-01-345-3019	C-4	6


## CROSS REFERENCE INDEXES

FIG.	ITEM	FIGURE AND ITEM NUMBER INDEX STOCK NUMBER	CAGEC	PART NUMBER
C-1	1		1L397	D8053
C-1	2	5985-01-346-0698	1L397	D8052
C-1	3	6625-01-323-6267	80058	TS-4350/PRC
C-1	4	6625-01-324-9273	80058	TS-4351/PRC
C-1	5	6135-00-900-2139	90303	MN1604
C-1	6		1L397	D8020
C-1	7	8105-01-346-3088	1L397	D8038
C-1	8	5985-01-345-4277	1L397	D8056
C-2	1		1L397	C8079
C-2	2		1L397	C8116
C-3	1		1L397	D8021-2
C-3	2	4030-01-345-4658	1L397	8031
C-3	3		1L397	D8021-1
C-3	4	5985-01-345-2898	1L397	D8025
C-4	1	5985-01-345-1208	1L397	D8100
C-4	2	4030-01-345-4636	1L397	D8111
C-4	3	5330-01-345-4720	1L397	D8092
C-4	4	5985-01-345-3017	1L397	Da089
C-4	5	5985-01-345-3018	1L397	8090-2
C-4	6	5985-01-345-3019	1L397	8109
C-4	7	5985-01-345-2899	1L397	D8090-4
C-4	8	5985-01-345-2900	1L397	D8090-5
C-4	9	5985-01-345-2901	1L397	D8090-6
C-4	10	5985-01-345-2902	1L397	D8090-7
C-4	11	5985-01-345-2903	1L397	D8090-8
C-4	12	5985-01-345-2904	1L397	D8090-9
C-4	13	5985-01-345-2905	1L397	D8090-10
C-4	14	5985-01-345-1209	1L397	D8091
C-4	15	5330-01-345-4576	1L397	C8088
C-4	16	5985-01-345-2991	1L397	D8097
C-4	17		1L397	C8104
C-5	1	4020-01-345-3671	1L397	D8024
C-5	2		80063	A3158039
C-5	3		80063	A3158069
C-5	4	5985-01-345-2907	1L397	D8016
C-5	5		1L397	D8063-1
C-5	6		1L397	D8041-2
C-5	7		1L397	D8063-2
C-5	8		80063	A3158035-3
C-5	9		1L397	D8041-1
C-5	10	5935-01-037-3476	81349	M55339/16-00914
C-5	11	5985-01-345-2906	1L397	D8005
C-5	12	4010-01-345-3670	1L397	D8010
C-5	13		1L397	D8013
C-5	14		80063	A3158038
C-5	15		80063	A3158051
C-5	16		80063	A3158037
C-5	17		1L397	D8118
C-6	1		80063	A3158064
C-6	2		1ES60	106-3000-5614
C-6	3	5305-00-433-3740	96906	M551958-64B

## CROSS REFERENCE INDEXES

FIG.	ITEM	FIGURE AND ITEM NUMBER INDEX STOCK NUMBER	CAGEC	PART NUMBER
C-6	4		96906	AN960-XC10
C-7	1	5340-01-345-4691	1L397	C8030
C-7	2		1L397	C8003
C-7	3		1L397	D8032-2
C-7	4	5985-01-345-1211	1L397	D8028
C-8	1	5985-01-345-1212	1L397	D8099
C-8	2	5985-01-345-1215	1L397	D8073
C-8	3	5985-01-345-1214	1L397	D8074
C-8	4	5985-01-345-1213	1L397	D8075
C-8	5	5330-01-345-4715	1L397	C8108
C-8	6	5985-01-345-2990	1L397	D8082
C-8	7	5305-01-346-0348	1L397	C8014

By Order of the Secretary of the Army:

Official 

MILTON H. HAMILTON  
*Administrative Assistant to the  
Secretary of the Army*

01787

GORDON R. SULLIVAN  
*General, United States Army  
Chief of Staff*

DISTRIBUTION:

To be distributed in accordance with DA Form 12-36-E, block 9262, Unit Maintenance requirements for TM 11-5985-391-20P.

RECOMMENDED CHANGES TO EQUIPMENT TECHNICAL PUBLICATIONS

**SOMETHING WRONG WITH THIS PUBLICATION?**



THEN... JOT DOWN THE DOPE ABOUT IT ON THIS FORM, CAREFULLY TEAR IT OUT, FOLD IT AND DROP IT IN THE MAIL!

FROM: (PRINT YOUR UNIT'S COMPLETE ADDRESS)

DATE SENT

PUBLICATION NUMBER

PUBLICATION DATE

PUBLICATION TITLE

BE EXACT... PIN-POINT WHERE IT IS

PAGE NO.

PARA-GRAPH

FIGURE NO.

TABLE NO.

IN THIS SPACE TELL WHAT IS WRONG AND WHAT SHOULD BE DONE ABOUT IT:

TEAR ALONG PERFORATED LINE

PRINTED NAME, GRADE OR TITLE, AND TELEPHONE NUMBER

SIGN HERE:

DA FORM 2028-2  
1 JUL 79

PREVIOUS EDITIONS ARE OBSOLETE.

P.S.—IF YOUR OUTFIT WANTS TO KNOW ABOUT YOUR RECOMMENDATION MAKE A CARBON COPY OF THIS AND GIVE IT TO YOUR HEADQUARTERS.

**PIN: 069999-000**